

Thanko Lying on back "SUPER GORONE" desk

- Instruction Manual -

Product Code : GORODE90



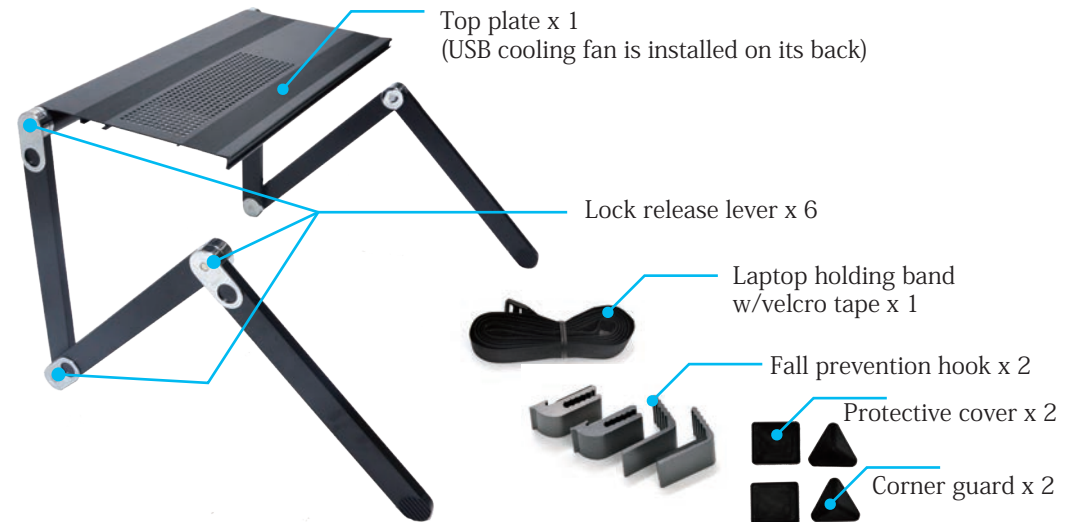
⚠ Caution

Beware not to pinch fingers/arms when changing the angle of the legs or the top plate. Lock joints tightly to avoid accidental injuries.

● Feature of this product.

This is a small foldable table with 3 joints on each leg that allow you to adjust height and angles to your liking.

● Accessories and name of each portions.



● Angle adjustment of joints

< LOCKED >



Lock the joint by aligning the lock slider lever to the leg.

< UNLOCKED >




Unlock the joint by sliding the lock slider lever to the side.

⚠ Caution

A metal gear is used for the joints. Teeth of the gear must be met to engage the lock. If the lock doesn't work, try adjusting the legs so the teeth can be met.

● Assemble the "Fall Prevention Hooks"



Two parts combined together make the prevention hooks. According to the thickness of the laptop, fit B into one of the grooves of A. Use the included protective covers to prevent scratches on your computer from the hooks.


● Mount the hooks



Prevention hooks can be slide into the top plate at the bottom. It may seem a little loose, but the weight of the computer will make the hooks firmly fixed to the top plate

Continue to other side

● Corner Guards



Make sure to place the protective covers on hooks and on the corners of the plate. The plate corner guards have an adhesive tape on the back. Please refer to the pictures above.

● Cooling Fan




Connect the USB cable of the cooling fan to your computer. When the computer is turned on, the fan will start to work. Slide the fan and adjust it to sit under your computer.

● Please refer to the pictures and try various positions to suit your needs.



● Specification

Dimensions	TOP PLATE : 11.22" x 21 .65" x 1.57"(max) BODY : 23.62" x 16.14" x 1.57"(max) , Weight : 6.17 lb
Max. load	Up to 132 lb (60 kg)
Accessories	Body x 1, Laptop holding band with velcro tape x 1 , Fall prevention hook x 2 , Cushiony Corner Guards x 2, Instructuion Manual
Power	Via USB port of the Laptop PC (* Cooling fan only)
Warranty	12 months from the date of purchase
 Cautions !!	<ul style="list-style-type: none"> * Do not sit or stand on this product. * Beware not to pinch fingers/arms when changing theangle of the legs or thetop plate. * Lock the joints tightly to avoid accidental injuries. * When cleaning, wipe the product using a soft cloth, dampened with mild detergent and/or water. * Do not use organic detergents and chemicals or chemical wiping cloths, they may damage the coating and portions of the product. * Do not use aerosol sprays, solvents, or abrasives. * Do not get moisture into the cooling fan. * Keep away of reach of children.

Thanko, Inc. Customer Support

Phone : + 81-3-5812-1224 Fax : + 81-3-5812-1223
 Operating hours : Mon - Fri. 10:00-12:00,13:00-18:00
 (San - Sun, Japanese Holidays : closed) * Japan Standard Time
 Email : support@raremonoshop.jp
 Website : www.raremonoshop.jp
 * International toll may be more expensive than expected.
 Sending us enquiry by email is recommended.

WARRANTY CARD

Product Name : Thanko Lying on back "SUPER GORONE" desk
 Product Code : GORODE90
 Purchaser name : _____
 E-mail : _____ Phone No : _____
 Purchaser Address : _____
 Date of purchase : _____ *Warranty:12 months from the date of purchase
 Place of purchase : _____

Thanko, Inc.
 Address : Kowa3 bldg 4F, 5-6-12 Sotokanda
 Chiyoda-ku, Tokyo 1010021 Japan

